

UFO HR

ALL IN ONE

LED High Bay Light

Up to 180lm/W | 100W/150W/200W



Dimming
Control



DALI
Control



Microwave
Motion Sensor

CE CB ErP

5
Years
Warranty


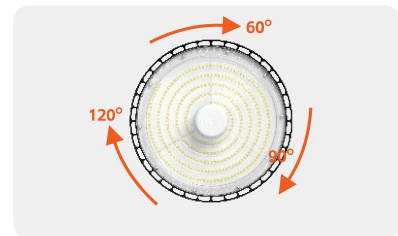
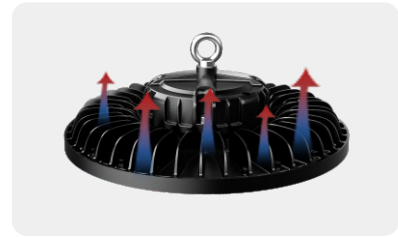
Version:1.0
2024-08

APPLICATIONS

- ✔ Warehouse
- ✔ Workshop
- ✔ Supermarket
- ✔ Exhibition hall

FEATURES

- ✔ 3-Power-In-1, 110W/150W/200W,90W/120W/150W, 60W/80W/100W selected, an ideal solution to reduce your SKU
- ✔ 3-CCT-In-1 & 3 Beam Angle Tunable
- ✔ Very competitive price
- ✔ Built-in sensor connector, easy and friendly installation
- ✔ Tool-free sensor installation, fast plug and play, be convenient for upgrade and replace
- ✔ Professional optical design, 90deg beam angle
- ✔ Complete accessories, AL lampshade, PC lampshade, U bracket, Sensor, Controller etc, for your different options



3 Beam Angle Tunable

60°/90°/ 120° selectable

3 CCT-IN-1

4000K/5000K/6500K selectable

3 POWER-IN-1

110W/150W/200W selectable

90W/120W/150W selectable

60W/80W/100W selectable

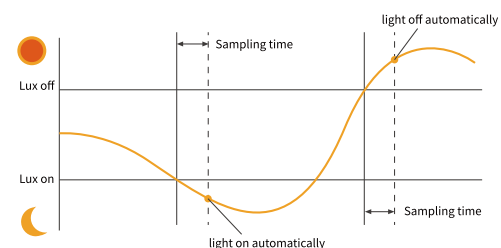
Build-in sensor



SENSOR VERSION

»» Installation precautions

- » Wiring must be strictly in accordance with the wiring diagram to avoid short circuit.
- » The detected surface cannot be shielded by metal objects.
- » Microwave sensor can be installed in any lamp except the one with full metal shell.
- » Should be kept away from the driver to avoid interference generation and lamp flashing.
- » Shall not be installed next to large operating machines such as ventilator/ceiling fan to avoid false triggering caused by machine vibration.
- » Suitable for indoor installation to avoid false triggering due to external factors such as rain, wind or tree swing.



PRODUCT DATA

General Information

LED Type	SMD3030 / 2835
Light Efficacy	130lm/W,140lm/W, 160lm/W,180lm/W
CCT	4000K/5000K/6500K
CRI	70,80
LED Lifespan	119,000h@L70B50 75,000h@L80B50 35,000h@L90B50
Power Supply	PHILIPS/ Sosen/ Lifud / ZHPower
Type of Driver	Non-isolated
Driver efficiency	>90%
Protection class IEC	IP65
Warranty	5 Years Warranty
Certificate	CE ,CB

Application Conditions

Operating Temperature	-30°C to +45°C (with sensor) -30°C to +50°C (without sensor)
-----------------------	---

Approval and Application

Ingress protection code	IP65
Mech. impact protection code	IK06
Surge protection	6KV / 4KV

Light Distribution Curve



Operating and Electrical

Input voltage	100-277Vac
Input Frequency	50/60Hz
Inrush current	-
Power Factor	>0.95
THD	<10%

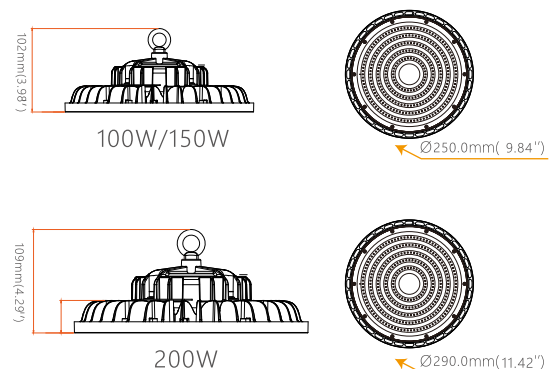
Mechanical and Housing

Structure Material	Die casting ADC12
Finish Material	Powder coated
Lens Material	Polycarbonate
Bracket	Aluminum
Fixture Color	Matte Black
Mounting Option	Suspended / Ceiling Mounted / Wall Mounted

Controls and Dimming

Dimmable	0-10V / 1-10V / DALI dimming
Intelligent Control	Occupancy / Dimming / DALI Microwave motion sensor

Drawing




MOUNTING OPTIONS



Suspending



Ceiling Mounting



Wall Mounting

ACCESSORIES


Mounting Accessories



Safety Chain



180 Deg Bracket



90 Deg lampshade



Diameter of loop's

PACKAGE

Item.	Luminaire Net Weight	Packing Info	Dimmension (Product) (mm)	Dimmension (outer carton) (mm)	GW (Outer carton)	20ft GP	40ft GP	40 HQ
100W	1.7 kg ±0.3kg	1pc/ctn without inner box	Ø250*102	L260xW260XH103	2.0 kg±0.3kg	4050pcs	8350 pcs	9750 pcs
150W	1.8kg ±0.3kg		Ø250*102	L260xW260XH103	2.1 kg±0.3kg	4050pcs	8350 pcs	9750 pcs
200W	2.3kg ±0.3kg		Ø290*109	L305xW305XH110	2.7 kg±0.3kg	2750 pcs	5668 pcs	6700 pcs

ERP REQUIREMENT

Instant Full Light Dimmable	SDCM <5	Starting Time <0.5s	Switching Cycles 25,000times	Life Time 50,000h	L70B50 119,000h L80B50 75,000h L90B50 35,000h	Lumen Maintenance 97%
-----------------------------	---------	---------------------	------------------------------	-------------------	---	-----------------------



Horizontal Light Distribution Test



Intelligent Life Tester



Strobe Test



Integrating Sphere Spectrometer



3600h Life Time Test